

UI 45W Series


AC/DC Adaptor




▲ UIA345



▲ UIB345



■ Please contact our sales department for safety standard of each model.



Product Highlights

- Stability
- Compact Size
- Energy Efficiency
- Suit LCD Display/ Hand Held Computer/ Multimedia Player etc.

Efficiency

- COMMISSION REGULATION (EC) No 278/2009 (ERP 5)& CEC 5

Protection

- Short Circuit Protection
- Over Voltage Protection
- Over Current Protection
- Over Temperature Protection (Optional)

Emissions

- FCC Part15 Class B ICES-003
- VCCI Class B
- GB9254/GB17625.1
- AS/NZS CISPR32
- TP TC 020/2011
- KN32 KN35

Safety Standard

- 60950-1
- GB4943.1
- PSE 別表第八

Immunity

- EN55024:2010/A1:2015

Electrical Spec

Input					
Description	Min.	Typ.	Max.	Units	Comment
Voltage	90	100~240	264	Vac	
Frequency	47	50/60	63	Hz	

Environmental					
Description	Min.	Typ.	Max.	Units	Comment
Operating Temperature	0	-	40	°C	Free Convection,Sea level
Storage Temperature	-20	-	65	°C	Free Convection,Sea level
Operating Humidity	5	-	95	%RH	No Condensing
Storage Humidity	5	-	95	%RH	No Condensing

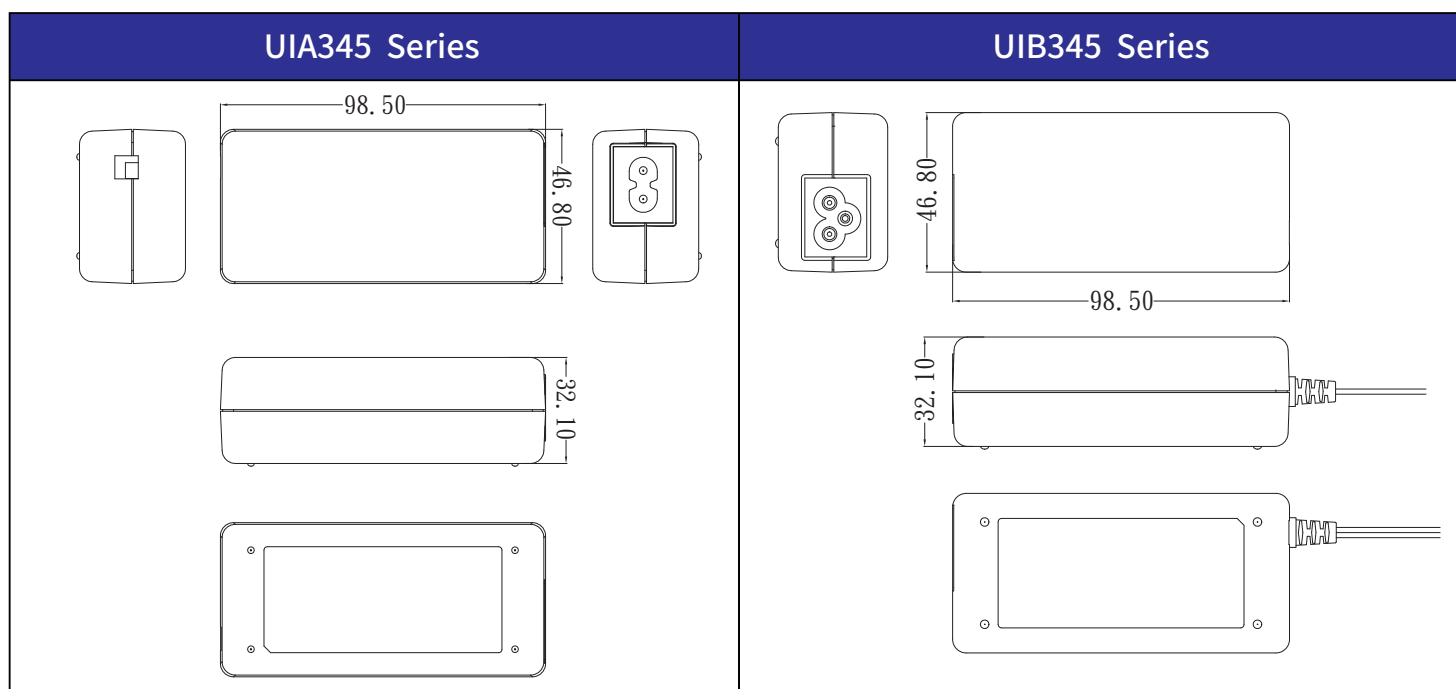
Typical model list

No.	DC Output Voltage	DC Output Current	Output Voltage Precision	Ripple	Noise	Option/Remark
1	12.0V	3.8A	±5%	300mV	300mV	
2	14.0V	3.21A	±5%	200mV	200mV	
3	15.0V	3.0A	±5%	200mV	200mV	
4	16.0V	2.8A	±5%	200mV	200mV	
5	19.0V	2.4A	±5%	300mV	300mV	
6	24.0V	1.9A	±5%	200mV	200mV	
7	35.0V	1.3A	±5%	200mV	200mV	
8	48.0V	0.9A	±5%	300mV	300mV	

■ Measurement condition

1. Measurements shall be made with an oscilloscope with 20MHz bandwidth.
2. Outputs shall be bypassed at the connector with a 0.1uF ceramic disk capacitor and a 10uF electrolytic capacitor to simulate system loading.

Mechanical Spec



■ Please contact our sales department for details of each model ■